

# ANALOG MONTE CARLO

M. Ragheb  
3/31/2004

## 1. INTRODUCTION

A simple example clarifies the nature of the Monte Carlo method in its simplest unsophisticated form as a simple analog experiment, which can be carried out in close relationship to the physics involved. Suppose one is asked to determine the value of  $\pi$ . Several approaches can be adopted for this purpose, simpler than the Buffon Needle's approach used by Laplace.

## 2. A PURE PHYSICS EXPERIMENT

One would get a string of, say, a length:

$$L = 100 \text{ [cm]}.$$

The string would be turned as best achievable into a circle and the diameter of the circle is measured. Suppose that we measure the diameter to the nearest millimeter as:

$$D = 31.8 \text{ [cm]}.$$

To calculate the value of  $\pi$ , we use our knowledge about the relation between the diameter  $D$  and the circumference of the circle, which is now equal to the length of the string  $L$ , as:

$$\pi = L/D = 100/31.8 = 3.144654088. \quad (1)$$

This problem can also be solved by a Monte Carlo procedure.

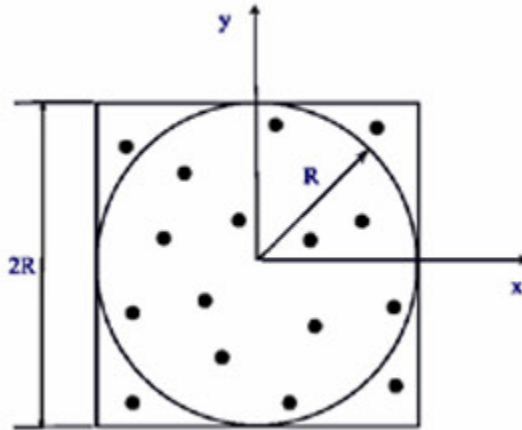
## 3. A MONTE CARLO ANALOG EXPERIMENT

This is a hypothetical simple experiment based on dart throwing onto a square board of side length  $2R$  with a circle of radius  $R$  enclosed in it as shown in Fig. 1. We shoot darts  $N$  times at the square randomly without aiming at the circle. We count the number of times  $n$  that the darts hit the circle that is enclosed in the square. If the darts throws covered the square uniformly, then from Fig. 1 we can state that:

$$\frac{\text{Number of hits in circle}}{\text{Total number of trials}} = \text{Limit}_{N \rightarrow \infty} \left( \frac{n}{N} \right) = \frac{\text{area of circle}}{\text{area of square}} = \frac{\pi R^2}{4R^2} = \frac{\pi}{4} \quad (2)$$

From Eqn. 2 we can estimate the value of  $\pi$  as:

$$\pi = 4 \text{Limit}_{N \rightarrow \infty} \left( \frac{n}{N} \right) \quad (3)$$



**Fig. 1: Analog Monte Carlo dart Experiment.**

From Fig. 1, an estimate of  $\pi$ , for a small number of experiments  $N=16$ , and  $n=12$  hits, can be estimated as:

$$\pi = 4 \frac{n}{N} = 4 \frac{12}{16} = 3 .$$

It is clear that to get a better estimate of  $\pi$ , we need to carry a large number of experiments  $N$ . We thus seek the help of a computer. The issue is how to construct a procedure for a computer simulation of the dart throwing process.

#### **4. A MONTE CARLO COMPUTER EXPERIMENT**

Consider the upper right hand quadrant of the circle in Fig.1 as shown in Fig.2. Determine a uniformly distributed random point  $r_y$  along the y-axis, and another one  $r_x$  along the x-axis. The points  $r_x$  and  $r_y$  define a point in the plane:

$$(r_x, r_y).$$

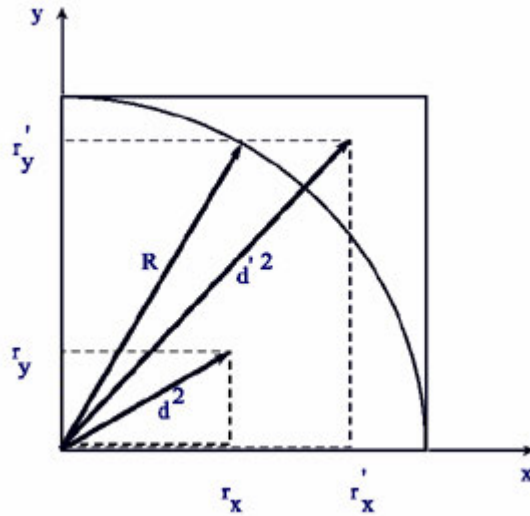
Depending on the position of the sampled point,

$$\text{If } : d^2 = r_x^2 + r_y^2 \leq R^2, \quad \text{score a hit,}$$

$$\text{If } : d'^2 = r_x'^2 + r_y'^2 \geq R^2, \quad \text{do not score a hit.}$$

Repeating the process  $N$  times allows the computation the ratio:

$$S = \frac{\text{Numberofhits}}{\text{Numberoftrials}} = \frac{n}{N}$$



**Fig.2: Quadrant geometry in dart throwing experiment.**

From Fig. 2, this quantity is the ratio of the area of the circular quadrant to the area of the fourth of the square and satisfies the relationship:

$$S = \frac{n}{N} = \frac{\left(\frac{\pi R^2}{4}\right)}{\frac{(2R)^2}{4}} = \frac{\pi}{4} \quad (4)$$

From Eqn. 4 an estimate of  $\pi$  can be obtained as:

$$\pi = 4S = 4 \frac{n}{N} \quad (5)$$

## 5. MONTE CARLO PROCEDURE

The flow chart of the algorithm for the computer simulation of the process of darts throwing is shown in Fig.3, and the listing of the corresponding algorithm is shown in Fig.4.

Two counters for the number of hits and the number of trials are initialized to zero. A point in the square is uniformly sampled. If a test of its position implies a hit, the hit counter is incremented. Another test checks the total number of trials. When the maximum number of assigned trials is reached, the value of  $\pi$  is calculated, the results displayed and written on the screen, and the computation is stopped.

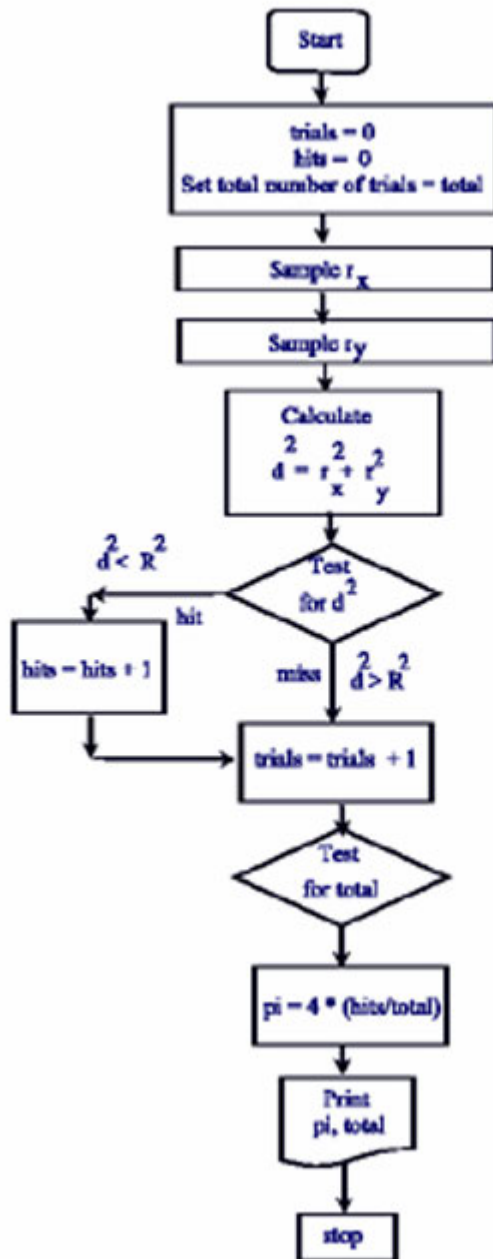


Fig.3: Flow Chart for dart throwing problem.

```

! darts_throwing f90
! Monte Carlo Simulation of darts throwing at a circle enclosed
! in a square to estimate the value of pi
! M. Ragheb, Univ. of Illinois
!
  program darts_throwing
  real(8) x_coordinate,y_coordinate,hits,pi,trials
  real(8) circle_radius,circle_radius_square,position_square

```



This simple problem shows how a Monte Carlo Procedure involves several distinct basic steps:

1. The definition of an analog numerical experiment equivalent to the physical experiment that we would like to perform.
2. Sampling a distribution function, here a uniform distribution, using random numbers.
3. Estimation of parameters over the performed experiment to determine the quantities of interest.

Estimates of the value of  $\pi$  calculated with the dart-throwing algorithm are shown in Table 1 for different numbers of experiments or trials  $N$ . These results are compared to those obtained from the Pascal's Buffon Needle algorithm.

## **PROBLEMS**

1. Plot the convergence of the value of  $\pi$ , as well as the absolute relative error in the estimate as  $N$  becomes larger. Compare the estimates of  $\pi$  as a function of  $N$  to those obtained by using the Pascal's Buffon Needle approach. Does the error decrease as the predicted the inverse square root of the number of trials?
2. Vary the size of the circle and square in the simulation, does that affect the estimates?